





Finalit No. 2

Radical Cleaner

- removes soilings outdoors
- removes residues from rubber, asphalt or silicone
- suitable for heavily soiled tomb stones, slabs,...

- acidic basic cleaner, pH-value: < 2
- dilutable with water up to 1:20
- 1L cleans up to 80m², depending on the degree of soiling



1) The product – Finalit No. 2 Radical Cleaner



a) Materials

Finalit No. 2 Radical Cleaner is suitable for granite, sandstone, natural stone, marble, Solnhofener stone, limestone, terracotta, clinker, brick, porcelain tiles, ceramic, terrazzo and concrete.

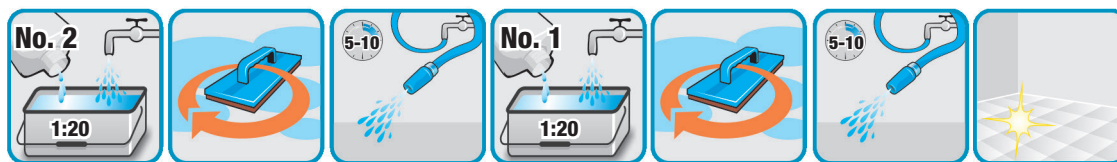
Attention: Finalit No. 2 Radical Cleaner may have a caustic effect on soft stones such as marble, limestone, sandstone, terrazzo, etc... Sample tests recommended!

BEFORE STARTING TO WORK

- Take pictures of damages caused by daily cleaning and the use of the premises, starting at the door, running clockwise.
- The bottom of wooden pieces of furniture (e.g. door frames) must be siliconed with transparent silicone, otherwise it may be damaged by water or detergent. Use special acid-resistant plastic tapes that do not cause adhesive residues!
- Already existing coatings have to be removed completely with Finalit No. 5 Coating Remover or with a low-odor mixture of Finalit No. 1 Intensive Cleaner, No. 5 Coating Remover and No. 39 Compact (1:1:1) before working on the stain removal. Otherwise the cleaners cannot work effectively! Sometimes coatings are not visible. Perform tests with a) a blade („scrape“) or b) spill water - if the water drips off, the surface is coated.
- Switch off floor heating systems!

This product is **acidic** and therefore needs **neutralization** with Finalit No. 1 Intensive Cleaner after the treatment. If acid is applied to walls (“acid-washed“), the surface must be moistened with water. The acid has to be applied **FROM THE BOTTOM TO THE TOP**. If it is applied the other way round, etched areas can only be removed by grinding.

b) Application



- dampen the surface that has to be treated
- can be diluted with water up to 1:20, depending on the degree of soiling
- apply, rub in with a brown pad, single disc machine or brush
- let set for 5-10 minutes
- rinse thoroughly with water
- **neutralization:** apply Finalit No. 1 Intensive Cleaner (diluted with water at a 1:20 ratio)
- let set for about 15 minutes (for strong absorbent materials repeat the procedure 3-5 times)
- rinse thoroughly with water

Recommendation for daily care:

Finalit No. 40 Citrus Scent Cleaner – pH neutral, suitable for all surfaces!

2) Pro tips for Finalit No. 2 Radical Cleaner



a) Silicone and residues from rubber abrasion

Silicone or residues from rubber abrasion can be removed with Finalit No. 2 Radical Cleaner (diluted with water at a 1:20 ratio). After an exposure time of about 10-20 minutes, soilings can be removed manually with a brown pad or single disc machine. Remaining stains can be removed by using quartz sand (see paragraph c).

b) Neutralization for strong absorbent materials

ATTENTION! Acid or acidic cleaners can cause recurrent efflorescence of lime, salt or gypsum on brick, terracotta, rough sand stone, lime stone and gneiss. To remove the stains apply Finalit No. 1 Intensive Cleaner, diluted with water at a 1:20 ratio, apply 3-5 times with an exposure time of about 3 hours (even longer in exceptional cases). Finalit No. 1 will neutralize the acid that has sunk deeply into the stone.

Otherwise efflorescence of lime, salt or gypsum (white-greyish residues) can recur repeatedly. If the stone is already protected or coated, the coating has to be removed with Finalit No. 5 Coating remover. Afterwards the surface has to be neutralized as described above.

c) Adding quartz sand for treating extremely stubborn stains

If dirt and/or efflorescence of lime, salt and gypsum cannot be removed completely from **FINE-PORED MATERIALS** (e.g. lime stone) the following procedure is recommended: Spread quartz sand 0.1-0.5 or 0.1-1.0 mm on the affected surface, rub in Finalit No. 2 Radical Cleaner, diluted with water at a 1:20 ratio, by using a single disc machine with a brown pad or a brush grit 180 and water.

When treating **COARSE-PORED MATERIALS** (e.g. brick, terracotta, rough sand stone, lime stone or gneiss) spread Quartz Sand 0.1-1.0 or 0.1-2.0 mm on the affected surface, rub in Finalit No. 1 Intensive Cleaner, diluted with water at a 1:20 ratio, by using a single disc machine with a brown pad or a brush grit 180 and water. The same procedure can be applied to sand-blasted, flamed, bush-hammered, tipped or brushed surfaces.

Do not use quartz sand on marble-, calcareous sandstone and limestone areas (= soft stones) with a polished surface!

3) General advices



a) Finalit No. 21S Pores Filler – Pretreatment to avoid problems

In order to prevent or to reduce the occurrence of **dirt, warping, efflorescence, water of crystallization or joint edge discolorations**, treat the stone slabs with Finalit No. 21S Pores Filler on all sides, including the edges, before laying.

Finalit No. 21S in 5L containers contains **fungicidal substances**. Therefore, algae can hardly occur, especially if the protection procedure is repeated every year. For general information on the topic **“Preventing problems by pre-treatment”** take a look at our fact sheet for Finalit No. 21S Pores Filler.

b) Occurrence of “humidity stains“ or water of crystallization stains

Humidity stains can be dried and removed with a flame. Water of crystallization stains cannot be removed that easily. Every stone is comprised of minerals and just like efflorescence of lime, salt and gypsum, **water of crystallization emerges from the spaces between these minerals**. Gypsum and calcium are responsible for water of crystallization stains that look just like harmless humidity stains. They can be removed as follows: mix Finalit No. 6 Lime Solvent and Finalit No. 8 Rust Solvent (1:1), let set the mixture overnight, wash thoroughly with water and neutralize with Finalit No. 1 Intensive Cleaner, diluted with water at a 1:20 ratio the next day.

c) Acid-alkaline balance

Many stains can only be removed with acids. If the acid is not neutralized after the treatment it can damage the stone. Finalit No. 1 Intensive Cleaner (pH-value 11.5, diluted with water at a 1:20 ratio) can neutralize any acid which means the pH-value of the acid is brought to a value around 7 (=neutral; pH-value of water is 7-7.5).

4) Specification



Appearance	fluid, colorless
pH value	< 2
Packaging	0,25L, 1L, 5L, 25L plastic container
Storage	Protect from frost. Recommended shelf life: 1 year after opening.

5) Security regulations



The common precautions when handling chemicals must be observed. Ensure good ventilation/extraction at the workplace. Prevent formation of aerosols. Keep away from food, beverages and animal feed. Remove soiled and contaminated clothing immediately. Wash your hands before breaks and when work is finished. Avoid any contact with eyes and skin.

6) Note



This product information is based on careful laboratory tests and extensive practical experience. These are informal details. We recommend to determine whether the product meets the respective needs by sufficient testing. Our company shall not be held responsible for damages resulting from improper use of the product.